



Thema

eten








eten









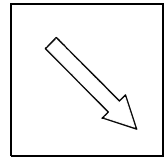












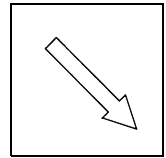
eten




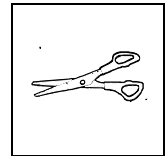
Werkblad



Werkblad



Knipblad





eten

aad is in de keuken

aad zet het bord op tafel






aad pakt een mes en een vork

en een kopje


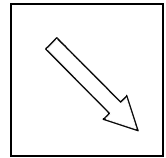
aad pakt ook het brood, boter,

kaas en jam


eet smakelijk!




Werkblad




eet



bord


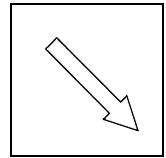


vork




kopje

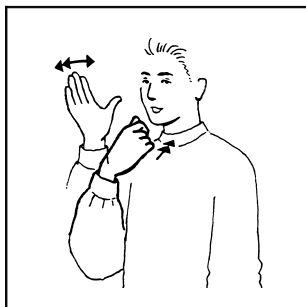
Werkblad




brood



kaas

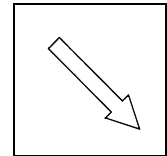


pakt



eet
smakelijk

Werkblad



eet



bord



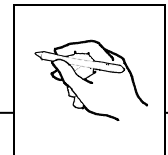
mes



vork



kopje



.....



.....



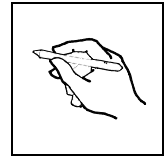
.....




.....



.....



eet




ee t

eet eet eet

eet eet

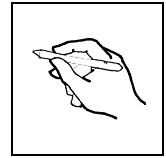
eet

eet




eet

eet	bord	mes	vork	kopje
brood	boter	kaas	jam	pakt
kopje	vork	mes	bord	eet
pakt	jam	kaas	boter	brood
bord	kaas	jam	brood	eet
vork	mes	kopje	pakt	boter



bord




b o r d

bord bord bord

bord bord

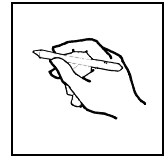
bord

bord




bord

eet	bord	mes	vork	kopje
brood	boter	kaas	jam	pakt
kopje	vork	mes	bord	eet
pakt	jam	kaas	boter	brood
bord	kaas	jam	brood	eet
vork	mes	kopje	pakt	boter



mes




m e s

mes mes mes

mes mes

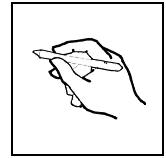
mes

mes




mes

eet	bord	mes	vork	kopje
brood	boter	kaas	jam	pakt
kopje	vork	mes	bord	eet
pakt	jam	kaas	boter	brood
bord	kaas	jam	brood	eet
vork	mes	kopje	pakt	boter



vork




v o r k

vork vork vork

vork vork

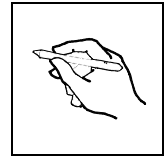
vork

vork




Vol ..

eet	bord	mes	vork	kopje
brood	boter	kaas	jam	pakt
kopje	vork	mes	bord	eet
pakt	jam	kaas	boter	brood
bord	kaas	jam	brood	eet
vork	mes	kopje	pakt	boter



kopje




k o p j e

kopje kopje

kopje kopje

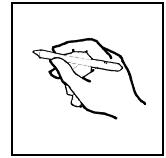
kopje

kopje




kopje

eet	bord	mes	vork	kopje
brood	boter	kaas	jam	pakt
kopje	vork	mes	bord	eet
pakt	jam	kaas	boter	brood
bord	kaas	jam	brood	eet
vork	mes	kopje	pakt	boter



brood




b r oo d

brood brood

brood brood

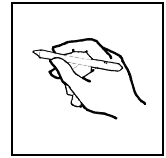
brood

brood




br...

eet	bord	mes	vork	kopje
brood	boter	kaas	jam	pakt
kopje	vork	mes	bord	eet
pakt	jam	kaas	boter	brood
bord	kaas	jam	brood	eet
vork	mes	kopje	pakt	boter



boter




b o t e r

boter boter

boter boter

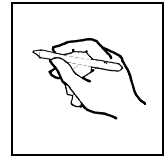
boter

boter




boter

eet	bord	mes	vork	kopje
brood	boter	kaas	jam	pakt
kopje	vork	mes	bord	eet
pakt	jam	kaas	boter	brood
bord	kaas	jam	brood	eet
vork	mes	kopje	pakt	boter



kaas




k aa s

kaas kaas

kaas kaas

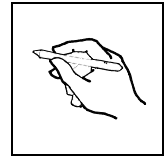
kaas

kaas




kaas

eet	bord	mes	vork	kopje
brood	boter	kaas	jam	pakt
kopje	vork	mes	bord	eet
pakt	jam	kaas	boter	brood
bord	kaas	jam	brood	eet
vork	mes	kopje	pakt	boter



jam



j a m

jam

jam


jam

jam

jam

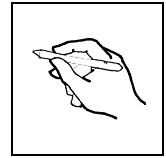
jam

jam




jam

eet	bord	mes	vork	kopje
brood	boter	kaas	jam	pakt
kopje	vork	mes	bord	eet
pakt	jam	kaas	boter	brood
bord	kaas	jam	brood	eet
vork	mes	kopje	pakt	boter



pakt




p a k t

pakt pakt pakt

pakt pakt

pakt

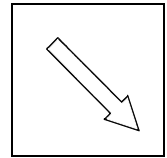
pakt



pakt

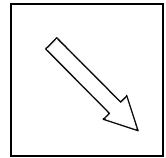
eet	bord	mes	vork	kopje
brood	boter	kaas	jam	pakt
kopje	vork	mes	bord	eet
pakt	jam	kaas	boter	brood
bord	kaas	jam	brood	eet
vork	mes	kopje	paktboter	











Werkblad

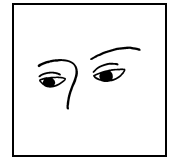


eet		
bord		
mes		
vork		
kopje		

Werkblad



brood		
boter		
kaas		
jam		
pakt		



eten

aad is in de keuken

aad zet het bord op tafel






aad pakt een mes en een vork

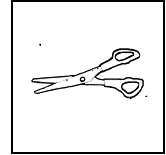
en een kopje

aad pakt ook het brood, boter,


kaas en jam

eet smakelijk!





eten



eet smakelijk!

aad pakt ook het brood, boter,

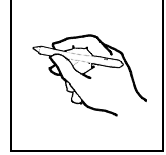
kaas en jam

aad is in de keuken

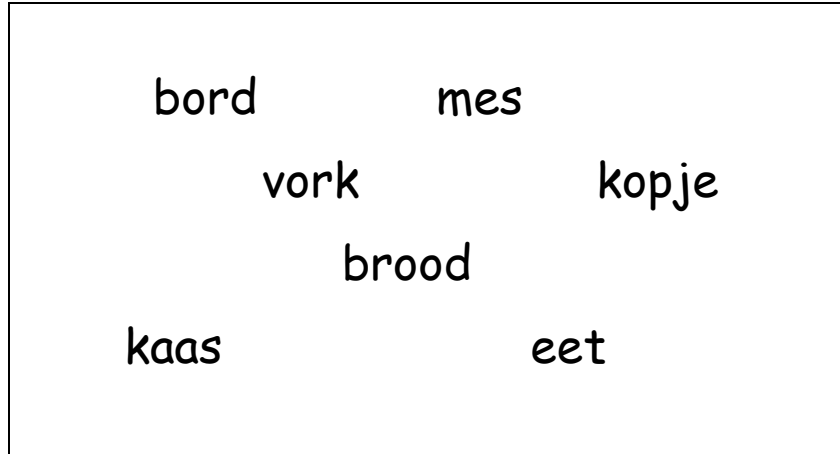
aad pakt een mes en een vork

en een kopje

aad zet het bord op tafel



eten



aad is in de keuken

aad zet het op tafel

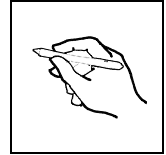
aad pakt een en een

en een

aad pakt ook het, boter,

..... en jam

..... smakelijk!



eten

aad is in de keuken

aad zet het op tafel

aad pakt een en een

en een

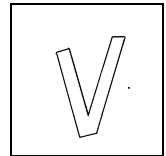
aad pakt ook het, boter,

..... en jam


..... eet smakelijk!



Werkblad



- eet
- bord
- mes




- brood
- jam
- kaas




- vork
- kopje
- brood




- kopje
- boter
- bord




- boter
- kaas
- jam




- bord
- vork
- boter



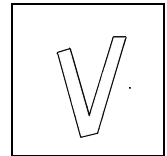
- mes
- eet
- vork



- jam
- mes
- kopje



Werkblad



<ul style="list-style-type: none"><input type="checkbox"/> aad dekt de stoel<input type="checkbox"/> aad dekt de tafel<input type="checkbox"/> aad dekt het huis	
<ul style="list-style-type: none"><input type="checkbox"/> aad zet een stoel op tafel<input type="checkbox"/> aad zet een kruk op tafel<input type="checkbox"/> aad zet een bord op tafel	
<ul style="list-style-type: none"><input type="checkbox"/> aad pakt een mes en een vork<input type="checkbox"/> aad pakt een koffiepot<input type="checkbox"/> aad pakt een pak melk	
<ul style="list-style-type: none"><input type="checkbox"/> aad gaat eten<input type="checkbox"/> aad gaat drinken<input type="checkbox"/> aad pakt brood en boter	
<ul style="list-style-type: none"><input type="checkbox"/> aad pakt een bord uit de kast<input type="checkbox"/> aad pakt jam en kaas<input type="checkbox"/> aad pakt appels en peren	

eten

1) De tafel:

- tafel dekken met de cursisten tijdens de les (laat de cursisten zelf bord en bestek meenemen)
- verschil tussen dekken van de tafel bij ontbijt/lunch/diner
- laat de cursisten de tafeldekken voor ontbijt/lunch/diner
- bespreek of er verschillen zijn van tafeldekken per land

2) Het eten:

- ontbijt samen met de cursisten
- de cursisten brengen zelf etenswaren mee (verdeel de kosten) of geld sparen/samen bekijken wat je er voor kunt kopen/taken verdelen inkopen
- of samen uit eten
- bespreek tafelmanieren

3) De winkel

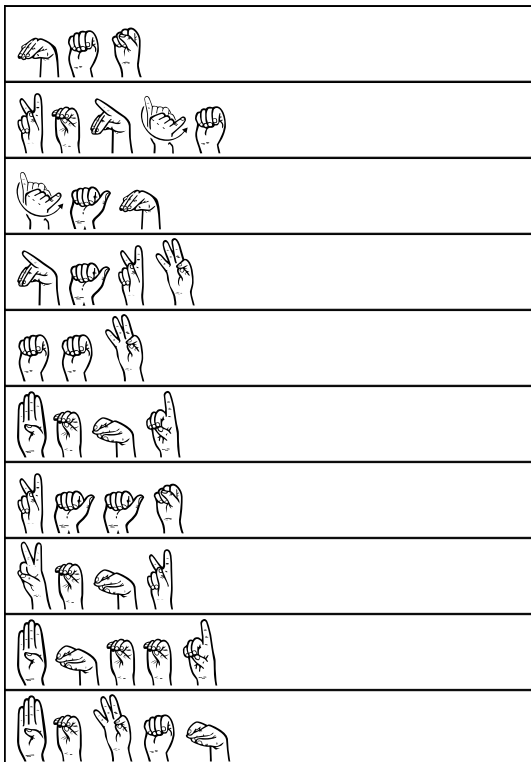

Laat de cursisten opdracht uitvoeren in de winkel:

- geef de cursist de opdracht om de naam en de prijs op te schrijven van drie verschillende soorten brood
- geef de cursist de opdracht om de naam en de prijs op te schrijven van drie verschillende soorten kaas
- geef de cursist de opdracht om de naam en de prijs op te schrijven van drie verschillende merken rijst
- bekijk met de cursisten het prijsverschil van de soorten brood/kaas en rijst



Huiswerk

<i>schrijf</i>	maandag	dinsdag	woensdag	donderdag	vrijdag
eet					
bord					
mes					
vork					
kopje					
brood					
boter					
kaas					
jam					
pakt					



Eindtoets


thema eten

naam cursist:	datum:
---------------	--------

	goed	fout
<i>Geef de cursist blad 1a.</i>		
Oefening 1. Matchen (gebaar - plaatje). (Als 75% of meer goed is, dan goed aanvinken.)	<input type="checkbox"/>	<input type="checkbox"/>
<i>Geef de cursist blad 1b.</i>		
Oefening 2. Matchen (gebaar - woord). (Als 75% of meer goed is, dan goed aanvinken.)	<input type="checkbox"/>	<input type="checkbox"/>
<i>Geef de cursist blad 1c.</i>		
Oefening 3. Vink het juiste woord aan. (Als 75% of meer goed is, dan goed aanvinken.)	<input type="checkbox"/>	<input type="checkbox"/>
Oefening 4. Woord onder het plaatje schrijven. (Als 75% of meer goed is, dan goed aanvinken.)	<input type="checkbox"/>	<input type="checkbox"/>
<i>Geef de cursist blad 1d.</i>		
Oefening 5. Kies de juiste zin bij het plaatje. (Als 75% of meer goed is, dan goed aanvinken.)	<input type="checkbox"/>	<input type="checkbox"/>
<i>Geef de cursist blad 1e.</i>		
Oefening 6. Verhaal op volgorde zetten. (Als 80% of meer goed is, dan goed aanvinken.)	<input type="checkbox"/>	<input type="checkbox"/>

Beoordeling uitslag		
✓	Cursist heeft:	Advies
<input type="checkbox"/>	Vraag 1 fout beantwoord	Herhaal pag. 3a, 3b
<input type="checkbox"/>	Vraag 2 fout beantwoord	Herhaal pag. 6a, 6b
<input type="checkbox"/>	Vraag 3 fout beantwoord	Herhaal pag. 8a t/m 8j
<input type="checkbox"/>	Vraag 4 fout beantwoord	Herhaal pag. 8a t/m 8j
<input type="checkbox"/>	Vraag 5 fout beantwoord	Herhaal pag. 15
<input type="checkbox"/>	Vraag 6 fout beantwoord	Herhaal pag. 10, 11

Oefening 1.





Oefening 2.



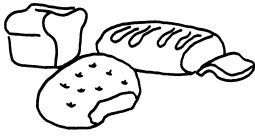



pakt
mes
kopje
kaas

Oefening 3.





<input type="checkbox"/> beker <input type="checkbox"/> kopje <input type="checkbox"/> glas		<input type="checkbox"/> kaas <input type="checkbox"/> boter <input type="checkbox"/> jam	
---	---	---	---

<input type="checkbox"/> eet <input type="checkbox"/> drinkt <input type="checkbox"/> pakt		<input type="checkbox"/> beker <input type="checkbox"/> mes <input type="checkbox"/> bord	
--	--	---	--

Oefening 4.

			
---	---	--	---

Oefening 5.

	<ul style="list-style-type: none"><input type="checkbox"/> aad en kees eten<input type="checkbox"/> aad pakt de boter<input type="checkbox"/> aad dekt de tafel
	<ul style="list-style-type: none"><input type="checkbox"/> aad pakt het mes<input type="checkbox"/> aad pakt de vork<input type="checkbox"/> aad pakt het bord
	<ul style="list-style-type: none"><input type="checkbox"/> aad eet<input type="checkbox"/> aad zet het bord op de tafel<input type="checkbox"/> aad pakt de boter
	<ul style="list-style-type: none"><input type="checkbox"/> aad dekt de tafel<input type="checkbox"/> aad eet brood<input type="checkbox"/> aad pakt het kopje

Oefening 6.

1. eet smakelijk
2. aad is in de keuken
3. aad zet het bord op tafel
4. eten
5. aad pakt een bord en een mes
6. aad pakt brood en kaas

Schrijf het verhaal in de juiste volgorde

